

PASTA COOKER | ELECTRIC

ELETRA



ARCOBALENO™
PASTA EQUIPMENT

APCE28/28D

ONE or TWO-TANK PASTA COOKER



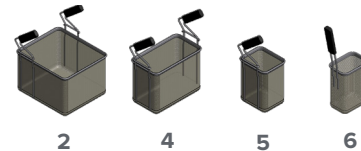
Intertek Intertek
CONFORMS TO UL STD 197, NSF/ANSI STANDARD 4
CERTIFIED TO CSA STD C22.2 #109

STANDARD FEATURES

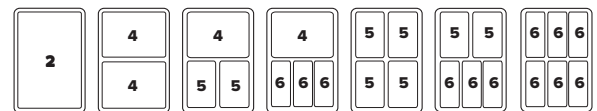
- Versatile pasta cooker; cook fresh, dry & frozen pastas plus... noodles, vegetables and more
- Stainless steel rounded corners rear backsplash construction - sanitary finish
- 316 stainless steel cooking tank
- 7 gallon for APCE28, 7+7 gallon for APCE28D
- Large diameter starch skimmer and drain
- 3 position temperature control
- Continuous water flow, large overflow safety valve & floor drain
- Factory and on-location training—the only full-service pasta machine manufacturer in North America



Pasta Basket Options



Pasta Basket Combinations



OPTIONAL FEATURES & ACCESSORIES

- Robotic basket lift with adjustable digital timers (APCL)
- Variety of pasta basket options
- Casters 2 front with locking brakes and 2 back
- Casters Installed 2 front and 2 back
- 1 single point electric plug available with APCL28/35 Lift option

WARRANTY

One Year: For more information visit arcobalenollc.com/warranty.html



TRY BEFORE YOU BUY

In an effort to ensure success, we maintain a test kitchen where you can have your very own recipe tested for quality — at NO COST to you! Call for details.



PASTA COOKER | ELECTRIC

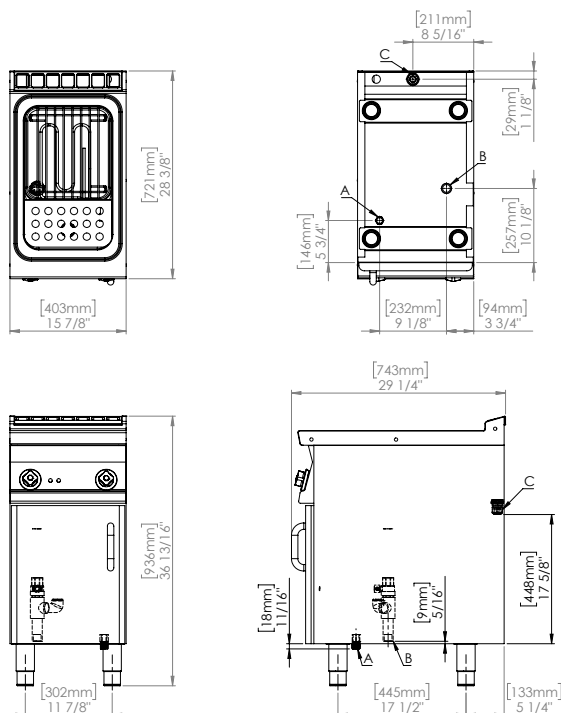


APCE28/28D TECHNICAL SPECIFICATIONS

Model	APCE28	APCE28D
Tank	1	2
Tank Volume	7 gallon	7 + 7 gallon
Tank Dimension	12"W x 13.25"D x 12.5"H	(2x)12"W x 13.25"D x 12.5"H
Power	208-230V/3/60Hz 7.8kW 26 Amps @ 208V	208-230V/3/60Hz 15.6kW 51 Amps @ 208V
Water Connection	3/4" NPTM	3/4" NPTM
Water Drainage	1" NPTF	1" NPTF
Machine Dimension	15.75"W x 28.75"D x 36"H	31.50"W x 28.75"D x 36"H
Shipping Dimension	18"W x 31"D x 40"H	34"W x 30"D x 37"H
Net Weight	101 lbs	180 lbs
Shipping Weight	170 lbs	270 lbs
Shipping Class	85	85

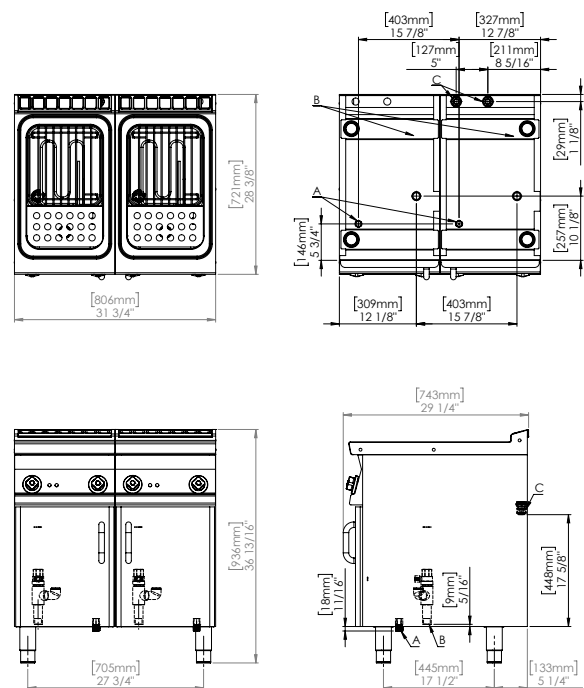
APCE28

NOTES:
A- WATER INLET, 3/4" NPT
B- WATER DRAIN, 1" NPT
C- ELECTRICAL CONNECTION, 230V 3PH 50/60 Hz



APCE28D

NOTES:
A- WATER INLET, 3/4" NPT
B- WATER DRAIN, 1" NPT
C- ELECTRICAL CONNECTION, 230V 3PH 50/60 Hz



CAD file available. Please contact factory 717-394-1402. | Specifications subject to change without notice | © Copyright 2019 Arcobaleno™, LLC